


# Technical Data Sheet

## Swaging Tools

Installation of Multi Crimp Rings

---



Connecting Technology



---

Efficient, cordless installation of small Multi Crimp Rings

Lightweight, ergonomic design for easy handling

MCR also applicable for small batch series

LED-display to indicate battery capacity and service interval

---

## Cordless Crimp Pincer Oetiker CC 01

The cordless crimping pincer was developed especially for the field of Industry & Commerce, with the result that Oetiker multi crimp rings can be deployed economically in small series as well.

With this device, multi crimp rings in the 5–25 mm diameter range can be shrunk simply and quickly.

With the automatic return function, the pincer jaws automatically return to the original position after reaching the shearing point. The unit also features an over-travel stop which immediately stops the closing process of the pincer jaws after releasing the operating switch.

The pincer heads are rotatable 360°. This makes it easier to reach places which are difficult to access.

---

**Technical Data**

---

External dimensions: approx. 480 x 56 x 80 mm

---

Weight: approx. 2500 g

---

Closing time: approx. 3–4 sec

---

**Delivery scope Oetiker CC 01:**

---

Cordless Crimp Tool CC 01 (with pincer head)

---

Battery

---

Operating Instructions (multi-lingual document)

---

Charger (compatible to local electrical supply voltage/  
plug configuration)

---

Transport case

---

**Optional accessories and spare parts:**

---

Battery for CC 01 (Item no: 14000972)

---

Additional pincer heads for specific sizes

---

**Sets without pincer heads according to language/country  
(mains plug)**

---

CC 01 (EU) 13900729

---


CC 01 (AUS) 13900730

---

CC 01 (US) 13900731

---

CC 01 (UK) 13900732



Two separable halves for optimum component access

Small size allows flexibility

Intermeshing swaging segments guarantee 360° compression of MCR

Interchangeable swaging jaws enhance quick-change features

Optional arrangement enables 2 rings to be installed only 45 mm apart

## Two-Piece Swaging Tool Oetiker Compact

For Multi Crimp Rings

### Technical data

#### External dimensions

316 x 268 x 58 mm (l x h x w)

#### Weight

ca. 22 kg (48 lbs)

#### MCR size range

Ring dimensions  $\varnothing$  16 mm to  $\varnothing$  60 mm outside diameter  
with 8 replaceable swaging jaws

#### Press stroke

Segment stroke  $\varnothing$  8 mm

#### Minimal requirements for press

Press force: min. 5000 kg

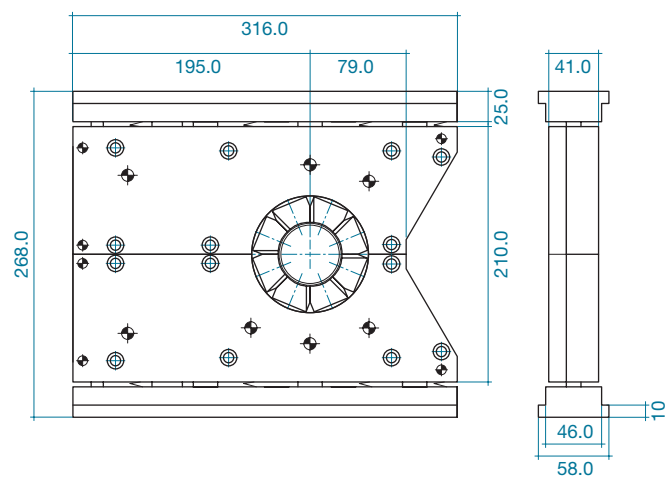
Oetiker Multi Crimp Rings should be installed using the swaging tools developed for them. This ensures correct installation and the best possible product performance. The vertical-opening, Two-Piece Swaging Tools for Oetiker Multi Crimp Rings with its compact dimensions allows for the separation of the tool halves for optimum accessibility and automatic latching of the tool. Powered by an external force – for example a hydraulic press – the jaws interact to reduce the MCR diameter. Because the jaw segments overlap, optimum compression of the ring is achieved.


### Tool type

Swaging Tool COMPACT

### Item No.

13400538






---

Single hinge for optimum accessibility

Automatic locking when tool is activated

Minimal width for parallel operation, enabling multiple single-axis installations

Intermeshing swaging segments guarantee 360° compression of MCR

Interchangeable swaging jaws enhance quick-change features

---

## Hydraulic Swaging Tool Oetiker Flex

For Multi Crimp Rings

### Technical data

#### External dimensions

Complete system including mobile bench:

1550 x 1450 x 700 mm (l x h x w)

Swaging press: 1270 x 660 x 80 mm (l x h x w)

#### Weight

Including mobile bench and hydraulic unit: ca. 220 kg

#### MCR size range

Ring dimensions 16 mm to 120 mm outside diameter with  
8 replaceable swaging jaws

Ring dimensions 121 mm to 132 mm outside diameter with  
special slides and jaws


#### Press stroke

Segment stroke 8 mm

Oetiker Multi Crimp Rings should be installed using the swaging tools developed for them. This ensures correct installation and the best possible product performance.

The hydraulic swaging tool Oetiker Flex has many advantages for industrial applications: For example, the tool can be opened for unrestricted accessibility with automatic latching and a very compact width. Powered by the integrated hydraulic drive, the jaws interact to reduce the MCR diameter. Because the jaw segments overlap, optimum compression of the ring is achieved.

Tool type	Item No.
Swaging tool Flex	13401010




---

Process reliable installation with electronic monitoring of all specified parameters

Tool hinged for optimum accessibility

Fully automatic locking when tool is operated

Can be installed parallel for simultaneous closure of several MCRs

Intermeshing swaging segments guarantee 360° compression of MCR

Interchangeable swaging jaws enhance quick-change features

---

## Electronically Controlled Hydraulic Swaging Tool Oetiker ELS 01

For Multi Crimp Rings

### Technical Data

#### External dimensions

Complete system including mobile bench:

1550 x 1800 x 700 mm (l x h x w)

Swaging press: 1270 x 660 x 80 mm (l x h x w)

#### Weight

including mobile bench and hydraulic unit: ca. 240 kg

#### MCR size range

Ring dimensions 16 mm to 120 mm outside diameter with  
8 replaceable swaging jaws

Ring dimensions 121 mm to 132 mm outside diameter with  
special slides and jaws

#### Press stroke

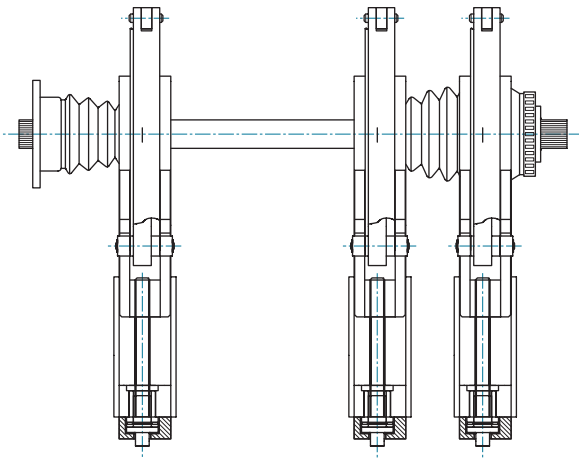
Segment stroke 8 mm

Oetiker Multi Crimp Rings should be installed using the swaging tools developed for them. This ensures correct installation and the best possible product performance.

The electronically controlled Swaging Tool Oetiker ELS 01 is an innovative closing concept providing reliable installation with electronic monitoring of all specified parameters. This tool offers many advantages for automotive and industrial applications, e.g. integration in automated processes, convenient programming using a PC, optimum component accessibility, automatic locking of the tool mechanism and low width. Powered by the integrated hydraulic drive, the jaws interact to reduce the MCR diameter.

Because the jaw segments overlap, optimum compression of the ring is achieved. Swaging can be carried out with either force or diameter priority. When using the force-priority method, the installation of Oetiker Multi Crimp Rings can compensate for variations in component tolerances. In addition, 100% documentation of closures is available by using the optional "Clamp Process Monitoring" software.

The thrust force of the hydraulic cylinder is set by changing the parameters at the ELS 01 control unit. This is accomplished by means of a PC, programming the specifications of a sequence of consecutive installations, or, optionally, using an external control signal. Specially adapted Test and Calibrating Equipment, based on the Calibrator CAL 01, is employed to calibrate the thrust force.



Example of an arrangement of swaging tools.  
Rings can be closed simultaneously.

Tool type	Item No.
Swaging tool ELS 01	
With 3 x 400V/50–60Hz mains voltage	13401011
For other voltages	on request
CPM Clamp Process Monitoring Software	13600121
Calibrating Equipment for ELS 01	on request
Calibration gauges	on request

# The Oetiker Group: [www.oetiker.com](http://www.oetiker.com)

## Headquarters Switzerland

Hans Oetiker AG  
Maschinen- und Apparatefabrik  
Oberdorfstrasse 21  
CH-8810 Horgen (Zürich)  
T +41 44 728 55 55  
F +41 44 728 55 15  
[info@ch.oetiker.com](mailto:info@ch.oetiker.com)

## Austria

Hans Oetiker  
Maschinen- und Apparatebau  
Ges.m.b.H.  
Eduard-Klinger-Strasse 19  
A-3423 St. Andrä-Wördern  
T +43 2242 33 994-0  
F +43 2242 33 997  
[info@at.oetiker.com](mailto:info@at.oetiker.com)

## Canada

Oetiker Limited  
203 Dufferin Street South  
P. O. Box 5500  
Alliston, Ontario L9R 1W7  
T +1 705 435 4394  
[info@ca.oetiker.com](mailto:info@ca.oetiker.com)

## P. R. China

Oetiker Industries (Tianjin) Ltd.  
10 Shuangchenzhong Road  
Beichen High Tech Industrial Park  
Tianjin 300400  
T +86 22 2697 1183  
F +86 22 2697 1380  
[info@cn.oetiker.com](mailto:info@cn.oetiker.com)

## Czech Republic

Hans Oetiker spol. s r. o.  
Václavská 116  
CZ-37833 Nová Bystřice  
T +420 384 386513  
F +420 384 386386  
[info@cz.oetiker.com](mailto:info@cz.oetiker.com)

## France

Oetiker Sarl  
Parc d'activités du Bel Air  
1, rue Charles Cordier  
77164 Ferrières-en-Brie  
T +33 1 79 74 10 90  
F +33 1 79 74 10 91  
[info@fr.oetiker.com](mailto:info@fr.oetiker.com)

## Germany

Hans Oetiker  
Metallwaren- & Apparatefabrik GmbH  
Üsenbergerstrasse 13  
D-79346 Edingen a. K.  
T +49 76 42 6 84-0  
F +49 76 42 6 84-125  
[info@de.oetiker.com](mailto:info@de.oetiker.com)

## Kurt Allert GmbH & Co. KG

Postfach 1160  
Austrasse 36  
D-78727 Oberndorf a. N.  
T +49 74 23 87 70-0  
F +49 7 4 23 87 70-87  
[info@allert.oetiker.com](mailto:info@allert.oetiker.com)

## Hong Kong

Oetiker Far East Limited  
2210 Tuen Mun Central Square  
22 Hoi Wing Road  
Tuen Mun NT  
T +852 2459 8211  
F +852 2459 8322  
[info@hk.oetiker.com](mailto:info@hk.oetiker.com)

## Hungary

Oetiker Hungaria KFT  
Vasvári P. U. 11  
H-9800 Vasvár  
T +36 94 370 630  
F +36 94 370 533  
[info@hu.oetiker.com](mailto:info@hu.oetiker.com)

## India

Oetiker India Private Ltd.  
N-14, Additional Patalganga  
Industrial Area  
Village Chavane, Khalapur  
Rasayani 410 220  
Dist. Raigad, Maharashtra  
T +91 2192 250107-12  
F +91 2192 250105  
[info@in.oetiker.com](mailto:info@in.oetiker.com)

## Japan

Oetiker Japan Co. Ltd.  
Kaneko Bldg. A  
5-3-5 Nakamachi-dai, Tsuzuki-ku  
Yokohama 224-0041  
T +81 45 949 3151  
F +81 45 949 3152  
[info@jp.oetiker.com](mailto:info@jp.oetiker.com)

## Netherlands

Oetiker Benelux B. V.  
Hertzstraat 38  
NL-6716 BT Ede  
T +31 318 63 71 71  
F +31 318 63 34 89  
[info@nl.oetiker.com](mailto:info@nl.oetiker.com)

## Spain

Oetiker España, S. A.  
Pol. Ind. Las Salinas  
C/Puente, 18  
E-11500 El Puerto  
de Santa María (Cádiz)  
T +34 956 86 04 40  
F +34 956 87 17 07  
[info@es.oetiker.com](mailto:info@es.oetiker.com)

## South Korea

Oetiker Far East Limited  
Korea Liaison Office  
Postal Zip Code 135-880  
1401 LG Twintel 1-Cha 157-8  
Samseong 1-dong  
Gangnam-gu, Seoul  
T +82 2 2191 6100  
F +82 2 2191 6109  
[info@kr.oetiker.com](mailto:info@kr.oetiker.com)

## United Kingdom

Oetiker UK Limited  
Foundry Close  
GB-Horsham, Sussex RH13 5TX  
T +44 1403 26 04 78  
F +44 1403 24 06 90  
[info@uk.oetiker.com](mailto:info@uk.oetiker.com)

## USA

Oetiker, Inc.  
6317 Euclid Street  
Marlette, Michigan 48453-0217  
T +1 989 635 3621  
800 959 0398 (toll-free)  
F +1 989 635 2157  
[info@us.oetiker.com](mailto:info@us.oetiker.com)